

WORKSPACE SOLUTIONS

# SPACE



*Kinnarps*

SPACE HAS NO BEGINNING AND  
NO END. IT IS A NEVER-ENDING  
RANGE CREATED BY THE  
RENOWNED DESIGNER  
STEFAN BRODBECK.

DIFFERENT EXPRESSIONS,  
VERSATILE FUNCTIONALITY –  
FOR TODAY'S WAY OF WORKING,  
MEETING AND STORING.

Inspiration	4
Functions	20
Materials and colours	28
Options	31
Technical specifications	34



## THE HUMAN WORKPLACE

We need a well-planned and pleasant working environment to feel good and perform well. Through its various units, the Space range has the ability to stimulate movement and communication. It offers options for various areas to meet and interact – sit at the desk or the meeting table, have a stand up meeting or a coffee break at a storage island or just sit down on the low cabinets for a spontaneous discussion with colleagues. A consciously mobile design approach that encourages variety, dialogue and wellbeing.







Stefan Brodbeck

Brodbeck Design

“THE AIM WITH SPACE WAS TO  
CREATE A UNIVERSAL SYSTEM  
THAT WORKS WITH MANY  
DIFFERENT NEEDS. A FLEXIBLE  
AND MODULAR SOLUTION  
WITH GREAT ADAPTATION  
POSSIBILITIES. A UNIT WITH  
EXCITING FEATURES AND  
OPTIONS TO CREATE FUNCTIONAL  
BUT ALSO EMOTIONAL AND  
INSPIRING SPACES.”





## SPACE – A SELECTION

Space offers endless opportunities to create combinations with different expressions and different functionality. Be inspired by the selections below and visit our website to find out more, [www.kinnarps.com/space](http://www.kinnarps.com/space)



### NO. 1

The various storage units are used to create traditional storage with finesse. By combining open and closed storage units and adding coloured dividers, the look and feel becomes both appealing and personal.



### NO. 2

Combining units of different heights gives a vibrant look. When combined with embossed fronts and oak legs, the storage unit also becomes a well-designed feature in different settings. The low storage unit can also be combined with seat cushions to create social seating areas.



### NO. 3

Different colours, shapes and materials come together with this setup. The innovative A-frame unit, which can be placed on low cabinets or directly on the floor, contributes to easily accessible storage. It also adds a unique and appealing character to your workspace. The desks are available with two different leg types: A-shaped wooden legs that harmonise with the metal frame on the A-frame unit and the integrated table leg in the low storage unit, which saves space in the working environment.





**NO. 4**

The basic idea behind the flexible and modular design of Space allows you to play with colours, shapes, different heights, fronts and handles. Open sections let light through, closed sections work as dividers and different coloured backs provide inspiring contrasts.



**NO. 5**

The Space desk in combination with the open section, Q-frame, and the horizontal S-bridge provides versatile storage at the correct height. It also acts as a partial divider from the neighbouring workplace, providing a secluded but inviting space. The Q-frame and S-bridge contribute to providing a unique look in which shelves and various colours and materials create a homely environment in the workplace.



**NO. 6**

The organically shaped Spine solution, comprising a number of linked low units, provides a playful look and a multifunctional approach. Using the angled powerbox (drawer for networking and power), a power supply will always be close at hand. Seat cushions, storage units and desks create closeness and workspaces with a modern design.



## HOMELY ATMOSPHERE AT WORK

Today's working environments require areas that provide a homely atmosphere to encourage community. Space allows you to combine traditional areas with innovative solutions in which colours, shapes and details provide a sense of design and "home at work," resulting in a pleasant and inspiring overall setting.





A back panel with Kinnarps Whiteboard provides a practical surface to write on, quickly make notes and share new thoughts and ideas.



The fabric-covered back panel provides a soft and individual look and feel. Choose from a variety of fabric materials and colours.





## KINNARPS NEXT OFFICE™

During the course of a working day, we carry out many different activities. Nowadays, with the help of technology, we can do them whenever and wherever we like. The need for individual workplaces is therefore on the decline and, instead, the need for flexible, activity-based environments is growing. Where you can find an optimal balance between private and social spheres, between meetings and individual work, and between concentration and dialogue. Space fits well into these activity-based working environments as it provides variation and flexible areas that can be customised for the activity you wish to undertake.









## INDIVIDUAL FOCUS

In today's open climate, it is also important to have the opportunity to work without interruption. To find time to gather our thoughts, hit on new ideas or immerse ourselves in new material. Space provides you with room for individual focus. Using separate workplaces with tables and screens, we can write, chat or send emails. The units can also be used to divide the work areas and act as sound attenuators when combined with fabric backs. With a power supply close at hand you can easily charge your mobile or laptop.



## YOU AND I

It is when we work together and share our knowledge and ideas that we solve problems and make progress. With Space, we find the room we need to communicate and discuss. The Spine solution with seat cushions allows us to sit down for a quick chat. With openness and proximity to other colleagues, who can be easily invited to participate if necessary. All in the service of an active working climate where everyone feels part of the process.







## TEAMWORK

When we work as a team, we meet and cooperate in various kinds of projects or workgroups. With Space, we can create the environments that encourage inspiration and teamwork. Creative areas which contribute to the functionality needed for exchanging experiences and sharing presentations and important knowledge. So that we can look ahead in unison and achieve the goals we have set.





## MEETINGS

Meetings can be either spontaneous or planned. Regardless of how they arise, they are important and are often essential for continued collaboration and development. Space creates areas for different types of meetings. In larger or smaller groups, standing at a storage island or seated around a meeting table, in the same room or online. Animated, inviting environments which are also structured and contribute the necessary functionality. A place where we like to gather to jointly develop something new or evaluate and learn from what we have done.



Using a glass top you can make notes directly on the table. New ideas are sketched out and creative thoughts become reality.



Open the pop-up by pressing on it gently to get access to a power socket.



## SOCIAL MOMENTS

We all need to take a break at times. To take time to mingle, have a much-needed cup of coffee and recharge our batteries. Meaningful moments that give us an opportunity to get to know each other in a relaxed way. This is important, since in today's working environments we are often in different places. Space creates a homely atmosphere in the workplace, with inviting areas where we are happy to sit down.





**S-BRIDGE**

Unit that is placed at a height between elevated carcasses. Acts as a link to the next storage unit.

**LEG**

The slim A-shaped wooden legs harmonise with the other wooden materials in the carcasses to achieve a uniform look.

**Q-FRAME**

Metal frame available in two sizes and used in combination with selected carcasses. This allows you to create space in different combinations.

**TABLETOP**

Oberon desk with an organically shaped top with soft lines.

**CARCASSES**

There is a large range of carcasses to choose from in different heights, widths and depths. Available with many different interior and exterior finish options.

**INTEGRATED LEGS**

The tables can be integrated into the powerboxes (using round or square legs) to make them part of the Spine solution.

**POWERBOX, STRAIGHT OR ANGLED**

Powerbox with or without power socket. The Spine solution is created by placing it straight or at an angle between the carcasses. Also available with table integration.

**LEG REDUCTION**

The smart leg reduction means that two units share a pair of legs for a stylish look.





#### A-FRAME UNIT

Innovative storage, dividers and design elements placed on storage units or directly on the floor.

#### ISLAND

Multiple cabinets linked with a glass or wooden top. Can also be supplied with integrated power.

#### SPINE

Multiple low units linked with a powerbox (angled or straight). Oberon (sit/stand table) can be integrated in powerboxes.

## CREATE YOUR OWN WORKING ENVIRONMENT WITH SPACE

### 1. CHOOSE CARCASSES, TABLES AND, IF APPLICABLE, A POWERBOX

Choose carcasses, A-frame units, S-bridges, Q-frames, etc. based on the working environment you want to create and how you want to position and combine tables and other furniture. The powerbox creates the Spine solution and provides a power supply and table integration.

### 2. CHOOSE CARCASS INSERTS

Various interior options are available for the carcasses, such as shelves, drawers and dividers in various colours.

### 3. CHOOSE TOPS

You can choose tops in various materials, sizes and colours for the carcasses.

### 4. CHOOSE FRONTS

The fronts are available in many variants and finishes, either in wood, glass or different colours. You can also choose an embossed wooden door with a graphical pattern.

### 5. CHOOSE HANDLES

There are several types of handles available in wood, metal or plastic.

### 6. CHOOSE UNDERFRAMES

There are several underframes to choose from for both carcasses and tables. The leg reduction allows you to achieve a stylish and clean look when several units are placed alongside one another.

### 7. CHOOSE OPTIONS AND ACCESSORIES


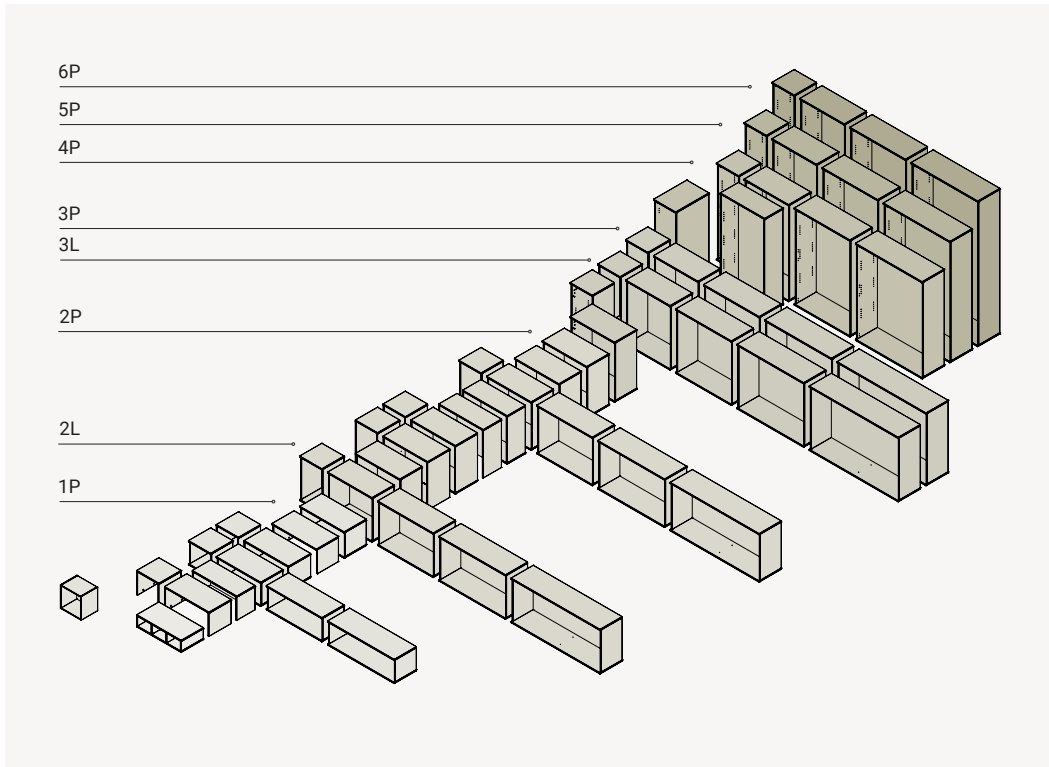
Customise your working environment and storage with functional options such as locks, power sockets or acrylic backs and practical accessories such as pop-up power sockets or cable management net.

Read more at [www.kinnarps.com/space](http://www.kinnarps.com/space)



## CARCASSES


There is a large range of carcasses to choose from in different heights, widths and depths. The modular design of the range, combined with a choice of materials, finishes and various options, makes it easy to customise for different environments and individual requirements. You can link carcasses together to extend the width or stack them on top of each other to extend the height. You select both the exterior and interior finish and get organised, functional storage that provides you with a well-designed solution.



Some carcasses can also be wall-mounted. This provides height-adapted storage without taking up floor space.



For a clean look and feel, no holes are made on the inside of the carcass other than those necessary for the inserts. If you require additional holes, e.g. to allow you to move shelves, this must be done by selecting the complete hole pattern option.



The carcasses have concealed hinges for a cleaner look. The hinges also ensure soft, quiet closing of the cabinet fronts.

*Choose finish*

**DIMENSIONS** See page 34.

**CARCASS** Laminate (white, light grey, dark grey, grey white, oak, grey oak, beech, birch, walnut, amouk) and veneer (beech, birch, oak).

## A-FRAME UNIT

Interesting and innovative storage, dividers and design elements that are placed on storage units or directly on the floor. Available in one size with many colour and material options. Position the openings in the same direction or to either side.



### A-FRAME UNIT

The A-frame unit provides you with open and accessible storage. Perfect for the team or project group, who will always have access to what they need close to the workplace or meeting table.



The unit has been designed to compliment the front and backs of storage in various types of working or meeting areas. Different coloured backs and shelves contribute new finishes and individual character.

#### Choose finish

**METAL** All metal colours.

See page 28.

**CARCASS** Laminate (white, grey, light grey, dark grey, grey oak, walnut, amouk) and veneer (beech, birch, oak).

## Q-FRAME AND S-BRIDGE

The different Space units, Q-frame and S-bridge contribute to aesthetics and functionality for various types of working environments. They link different types of areas without screening off completely and also offer practical storage. By building storage units upwards, the work surface is also completely utilised.



### Q-FRAME

Metal frame available in two sizes and used in combination with selected carcasses. This allows you to create space in different combinations.

#### Choose finish

**METAL** All metal colours.

See page 28.



### S-BRIDGE

A unit that is placed at a height between carcasses and acts as a link to the next storage unit. A visible and attractive solution at eye level.

#### Choose finish

**CARCASS** Available in laminate (white, light grey, dark grey, grey white, beech, birch, walnut, amouk, oak, grey oak) and veneer (beech, birch, oak).

## SPOC (SPACE PULL OUT CABINET)

SPOC (Space pull out cabinet) can be used as a personal storage unit or as a storage unit that can be shared by two people (Duo). Available in two height levels (740, 1,246 mm) and lengths (800, 900 mm). Easy to pull out to find what you need before pushing it back in for functional and clean surfaces.



### STORAGE UNIT AND DIVIDER

SPOC is easy to pull out and has a stable design. The table-high version offers an additional work surface next to the desk and more space for personal storage than a normal pedestal. The smart functionality of the taller SPOC means that when you pull it out you also create your own space in an office landscape. The handle (no. 12) for the SPOC storage unit is made from aluminium and is available in silver, white, black or chrome.

#### Choose finish

**CARCASS** Laminate (white, light grey, dark grey, grey white, beech, birch, walnut, amouk, oak, grey oak) and veneer (beech, birch, oak).



## INSERTS

Select interiors for the carcasses depending on what or how you want to store. You can choose between different shelves made from wood or metal, or drawers. Combine with dividers to add colour, shape, feel and new functionality to your storage.



**SPACER MODULE 1**  
Consists of two dividers and three fixed shelves.



**SPACER MODULE 2**  
Consists of two dividers, three shelves and different options for local storage (available in three different finishes: with fronts, with two or three drawers).



**SPACER MODULE 3**  
Consists of a fixed divider and two shelves.

### Choose finish

The dividers are available in laminate (spearmint, petrol, blue, green, orange, golden yellow, red, white, grey white, light grey, dark grey, black, grey oak, walnut and amouk) and veneer (beech, birch and oak).

## TOPS

You can choose tops in various materials, sizes and colours for the carcasses. Provides a great way of creating contrasts and adding an individual look to the storage unit. The tops are available with holes to add (for example) pop-up power outlets.



**LAMINATE/VENEER TOP**  
Choose from a selection of laminate or veneer finishes for the top. Perfect to find the right look for your working environment.

### Choose finish

**LAMINATE** White, light grey, dark grey, grey white, beech, birch, walnut, amouk, oak, grey oak.  
**VENEER** Beech, birch, oak.



**GLASS TOP**  
Durable glass top (available in different colours) that contributes to an exciting finish. Also provides additional functional value as it acts as a writing surface.

### Choose finish

**GLASS** Petrol, orange or purple.



## FRONTS

You can choose from a selection of many different fronts for the carcasses. Each one with an individual look and functionality. Can also be combined with different handles. Concealed hinges with soft closing as standard.



### SMOOTH DOOR

Smooth door for a stylish look. Also available in clear glass. Choose between different materials, colours and handles. Can also be combined with locks if necessary.

#### Choose finish

All laminates and veneers (see page 28) and also glass door (clear glass).



### SLIDING DOOR

Space-saving sliding door as nothing opens outwards. Choose between different materials, colours and handles. Can also be combined with locks if necessary. Certain sliding doors are available with an embossed finish.

#### Choose finish

All laminates and veneers (see page 28).



### EMBOSSED DOOR

Wooden door with an embossed graphical pattern. Choose between different colours and handles. Can also be combined with locks if necessary.

#### Choose finish

**LAMINATE** (white, light grey, dark grey, black, red, green, golden yellow, spearmint, petrol, orange).



### TAMBOUR VERTICAL AND HORIZONTAL

Tambour available in different materials and colours. The handle colour will match the colour chosen for the tambour. Available with locking function, also available as an option without lock.

#### Choose finish

**PLASTIC** (white, light grey, dark grey) and veneer (beech, birch, oak).

## HANDLES

Combine your choice of fronts with handles. You can choose from different finishes, colours and materials.



### NO. 4

Recessed plastic handle. Silver, white or black.



### NO. 5

Metal handle in silver with wooden grips in oak, beech or birch.



### NO. 6

Plastic handle. Silver, white or black.



### NO. 7

Metal handle. Silver, white, black or chrome.



### NO. 8

Metal handle. Silver, white, black or chrome.



### NO. 9

Metal handle. Silver, white, black or chrome.



### NO. 10

Handle in chrome.

## UNDERFRAMES

The underframe can be customised based on the type of flooring you have and the required functionality. You can choose between legs, base and castors. The smart leg reduction means that two units will share a pair of legs for fewer legs and a stylish look.



### METAL LEGS

Leg underframe in metal, available as round or square. Can be supplemented with leg reduction (if multiple units are linked) to reduce the number of legs. Adjustable stabiliser foot.

*Choose finish*  
Black, white, silver, chrome.



### WOODEN LEGS

Stylish square leg underframe in wood. Can be supplemented with leg reduction (if multiple units are linked) to reduce the number of legs. Adjustable stabiliser foot.


*Choose finish*  
Beech, birch, oak.



### BASE

Metal base. Adjustable stabiliser foot.

*Choose finish*  
Black, white, silver, chrome.



### CASTORS

Mobile underframe if you need to easily move furniture and storage units around.

*Choose finish*  
Black, white, silver.

## SEAT CUSHION

The Spine solution can be equipped with inviting seat cushions upholstered with fabric in various colours. The seat cushions mounted to the storage units provide easily accessible seating areas for breaks as well as providing an inviting and playful finish to the working environment.



### SIT DOWN

Seat cushions provide a seating area where you are happy to sit down. Either for a quick meeting or project briefing or simply to enjoy a cup of coffee with a colleague.

*Choose finish*  
Choose fabrics from Kinnarps Colour Studio.



By adding seat cushions in different colours and fabrics to the Spine solution, more colour and shape are also added to the working environment.



## POWERBOX

A Space powerbox is the foundation for the design of the Spine solution. The Spine solution is created by placing the Space powerbox straight or at an angle between the carcasses. You can also integrate table legs (Oberon sit/stand table) in the powerbox to combine and link tables and storage units.



**POWERBOX, STRAIGHT**  
Powerbox (metal) in straight design. Choose with or without power sockets/USB chargers and with or without leg integration.



**POWERBOX, ANGLED**  
Powerbox (metal) in angled design. Choose with or without power sockets/USB chargers and with or without leg integration.



Powerboxes in creative accent colours provide a splash of colour in the working environment. If you choose power sockets they will also provide easy access to power supply.

Choose finish

**METAL** All metal colours.  
See page 28.

Choose finish

**METAL** All metal colours.  
See page 28.

## TABLETOP AND LEGS

Combine Space with desks and meeting tables from the Oberon range. You can choose from different tops and underframes. The tables can also be integrated in the powerboxes (using round or square legs) to make them part of the Spine solution. Freestanding tables are available in height-adjustable variants to switch between sitting and standing work.



### ORGANIC SHAPE

The organically shaped top has soft lines. The slim A-shaped wooden legs harmonise with the other wooden materials in the carcasses and the design of the frame in the A-frame unit for a uniform look.

Choose finish

**TABLETOP** Veneer (beech, oak, birch) or laminate (beech, oak, birch, walnut, black, light grey, white).  
**LEGS** Wood (oak, beech, birch).



1800x900 mm



Choose the same material for the table as for the other Space units or break it up using different colours to create contrast.

## MATERIALS AND COLOURS

With Space you can find the best expression to suit your environment. Here you can see the materials and colours you can choose from.

### LAMINATE



Spearmint



Petrol



Blue



Green



Orange



Golden yellow

### METALS



Spearmint



Petrol



Blue



Green




Orange




Golden yellow


### FABRICS



Remix 3961  
Blazer 4151  
Gaja 6761



Nemi 5162  
Blazer 4160  
Forte 9360




Nemi 5153  
Juno 3759  
Radio 5759



Nemi 5170  
Xtreme 4571  
Blazer 4176



Hemp 7733  
Radio 5720  
Nemi 5122



Forte 9313  
Juno 3722  
Amaretta 6610

### ACRYLIC/GLASS




Petrol



Orange



Purple



Clear glass  
(glass door only)

## KINNARPS COLOUR STUDIO


Be inspired by our unique Kinnarps Colour Studio range. It contains all you could wish for when it comes to beautiful, creative materials (fabrics, leather, laminate, veneer, metal, acrylic, plastic and glass). A sustainable collection with a wide range of colours and patterns which combine classical elegance with the latest trends. With the attractive accent colours, you harmonise different colours and materials with one another to create an inviting whole. Everything to enable you to find the look that best suits your environment.

[www.kinnarps.com/addmorecolour](http://www.kinnarps.com/addmorecolour)






Red




White



Grey white



Light grey



Dark grey




Black




Red




White



Chrome




Silver



Black




Radio 5738  
Fame 4730  
Juno 3730




Amdal 9581  
On Stage! 5980  
Forte 9384



Forte Monaco 3584  
Amaretta 6683  
Juno 3784



Remix 3990  
Amdal 9590  
Blazer 4190




Nemi Melange 5190  
Forte 9398  
Blazer 4198




Fame 4799  
Remix 3994  
Radio 5799

### LAMINATE




Beech




Birch




Oak



Grey oak



Walnut




Amouk

### VENEER



Beech



Birch



Oak

## SWEDISH-MADE SUSTAINABILITY

Space focuses on both quality and sustainability. We are responsible for and in control of the whole manufacturing chain, from raw material procurement and production, to transportation and packaging reuse. In our accredited test laboratory we make sure that the range meets international quality standards. It also fulfils the requirements for separability, which allows for recycling, and much of the wood comes from certified forests. The concept of sustainability permeates the flexible use of the range, since it has been produced to suit everyone – with a focus on wellbeing, personalisation and freedom of choice. The modular functionality of Space means that the range can be easily adapted if the need for workplaces decreases or increases.



When you choose Kinnarps, you become an essential part of the chain reaction. Choosing quality solutions characterised by craftsmanship, cooperation and ergonomics means choosing a healthier, happier and more productive team. It also means a more successful and more sustainable business. Everything comes back to THE BETTER EFFECT. [www.kinnarps.com/thebettereffect](http://www.kinnarps.com/thebettereffect)



## OPTIONS



### COMPLETE HOLE PATTERN

If you want additional holes to allow you to move shelves, this must be done by selecting the complete hole pattern option. The inside of the carcass will then be given holes allowing for flexible insert placement.



### LAMINATE OR VENEER BACKS

A veneered (oak, beech or birch) back provides the storage unit with an attractive design both on the inside and outside. Laminate backs are also available in various wood finishes or colours.



### ACRYLIC BACK

Appealing acrylic back. Available in the colours purple, petrol or orange.



### FABRIC BACK

Fabric-covered back that contributes to a soft look. Also pinnable for attaching notes. There are many different colours and fabrics to choose from in Kinnarps Colour Studio.




### BACK WITH KINNARPS WHITEBOARD

Back with whiteboard (white) that provides easy access and functional surface for writing.



### MS LETTER SLOT

Plastic letter slot (opening dimensions: 265 x 25 mm) to place in front of storage units. Provides practical mail handling for individuals or the department. Can be combined with combination locks.



### FILING FRAME

Filing frame for suspension files. Available in different sizes.



### POWER SOCKET

Black power socket for placement in powerbox (on both sides) or storage island. Provides power supply and USB chargers close at hand.



### LOCK

Fit the storage units with high quality locks for secure storage. Choose between standard locks with keys, cremone bolt, padlocks or combination locks.

## ACCESSORIES



### WOODEN SHELF

Choose the required number of shelves for your storage unit. The shelf is made from wood and available in laminate or veneer.



### REINFORCED WOODEN SHELF

Wooden shelf with extra reinforcements to withstand higher loads.



### METAL SHELF

Steady and durable shelf made from black metal.




### LATERAL SHELF

Lateral shelf in black powder-coated metal. This shelf also functions exceptionally well with lateral files which hang under the shelf.



### LOCAL STORAGE – TWO DRAWERS

Storage solution with two drawers for versatile storage. The carcass is white and the fronts are available in laminate, all wood and standard colours and veneer.



### POST RACK

Post rack for open storage of post. Available in dark grey or laminate (spearmint, petrol, blue, green, orange, golden yellow, red, black).



### CABLE MANAGEMENT NET

Large cable mesh (black mesh) that is secured under the carcass using screws. Holds cables and plugs in place so that they do not hang down onto the floor and get in the way.



### POP-UP SOCKET

Open the pop-up by pressing on it gently to get access to a power socket. Then just push it down again when it is not in use, and you have a clear and tidy surface.



### CASSETTE FOR FORMS

Plastic cassette for A4 forms (with seven compartments) that can be placed in or on cabinets. Black exterior with light grey compartments.





**BINDER BOOKEND**

Steady binder or book support in black powder-coated steel wire. The support is fitted around the front edge of the shelf.



**FILING DRAWER INCLUDING DIVIDERS**

Metal filing drawer (black) that can be placed in cabinets for storage of binders or as a storage box.




**FILING BASKET**

Filing basket (black) for A4 suspension files. Extendable and provides organised and clear storage.



**TABLETOP STORAGE**

Small tabletop storage made from black plastic with compartments for small items such as pens, paper clips or Post-it notes. Also includes an inbuilt tape holder.



**SUSPENSION FILES**

Classic suspension files in A4 format in strong cardboard with steel rails. Spacious with a corrugated base.



**RE:FILL DRAWER**

Sustainable storage box made from recycled re:fill materials. Provides quiet and soft storage. Can be used as storage in cabinets as well as freestanding.




**PLASTIC STORAGE BOX**

Portable storage box in dark grey plastic. Easy to take with you to keep what you need at hand. Name plate on the ends.



**CLOTHES HOOK**

Clothes hook in metal with three hooks to hang coats or bags. Can be placed inside cabinets for practical storage of outdoor clothing.















































**CABLE DUCT**

Practical cable duct (in aluminium) for floor placement. Gather electrical cables safely between power sockets and storage islands.






# DIMENSIONS & TECHNICAL SPECIFICATIONS

## CARCASSES

Height	Depth 400					Depth 330	Depth 600	
	400	800	1000	1200	1600			
378								S1P
695								S2L
756								S2P
734								S2PT
988 Incl. top								S2PMT
966								S2PM
1005								S3L
1134								S3P
1512								S4P
1890								S5P
2268								S6P









\* These modules in widths of 400, 800, 1,000 and 1,200 can also be wall mounted.  
 This page contains an overview of existing units and dimensions.  
 For exact configuration options, contact your local sales office.

## SERIES[E] COMPATIBLE CARCASSES (HEIGHT)

Height	Depth 400		
	400	800	
413			S1PE
394			S1PEEM
807			S2PE
788			S2PEEM
934			S2PDE

These carcasses are height-compatible with the existing Series[e] storage units. For exact configuration options, please contact your local sales office.






## CARCASSES FOR OPEN STORAGE

Height	Depth 400		
	400	800	
378			S1PA
378			S1PEMA
756			S2PA
756			S2PEMA

\* These modules in widths of 400 and 800 can also be wall mounted.

These carcasses are customised for open storage without doors. The upper side (leaf) is therefore aligned with the base and sides for a clean look.












## DESIGN MODULES

	S-BRIDGE	Q-FRAME	A-FRAME UNIT	SPACER MODULE	SPACE BOX UNIT
Height	Depth 400	Depth 400	Depth 400	Depth 400	Depth 298/315
	800	400 800	400	800	374
189					
368					
378					
985					
718/737					








\* The Space Box Unit can also be wall mounted.

\*\* The A-frame unit consists of 2 x SBU (Space Box Unit) and an A-frame.

## UNDERFRAMES

BASE							MOBILE BASE					
Height	Depth 330	Depth 400				Depth 600	Height	Depth 400				
	800	400	800	1000	1200	1600	400	400	800	1000	1200	1600
45												
		Max. load 75 kg/castor										

UNDERFRAME							
Height	Depth 330	Depth 400				Depth 600	
	800	400	800	1000	1200	1600	400
120							

## SPACE

**CARCASSES** Base/leaf: 19 mm – chipboard with laminate (plastic lipping) or veneer (wood lipping). Sides: 16 mm – chipboard with laminate (plastic lipping) or veneer (wood lipping). Back: 8 mm – chipboard with white laminate (standard finish). Other back options available. **MODULAR SYSTEM P** (portrait), ideal for vertical A4 and L (landscape) for horizontal A4. **S-BRIDGE** Base/leaf: 19 mm – chipboard with laminate or veneer. Sides/partitions: 16 mm – chipboard with laminate or veneer.

**A-FRAME UNIT** Made from metal wire, 12 mm in diameter. **Q-FRAME** Welded structure, square profile (15 x 15 mm). **POWERBOX** Metal powerbox for angled (22.5°) or straight connection of storage units in a Spine. Powerbox available with or without table integration. With power sockets on one or two sides or no power sockets at all.

**FRONTS** 16 mm – chipboard or MDF with laminate (plastic or wood lipping) or veneer (wood lipping). **HINGES** Concealed, soft-closing hinges with an opening angle of 110°. Also available with an opening angle of 270° (not concealed). **UNDERFRAME** Base with integrated, adjustable stabiliser foot (20 mm). Base (PLBA) in metal (black, white, silver, chrome). Underframe in metal, available as round or square (black, white, silver, chrome). Adjustable stabiliser foot, 20 mm. Underframe in wood, available as square (beech, birch, oak). Adjustable stabiliser foot, 10 mm. Leg reduction, two cabinets share a leg arch, allowing the number of legs to be reduced. Mobile metal underframe (MOB) in black, white, silver or chrome. Lockable castors in matching colours (white - white castors with grey wheel guides, grey - grey with black wheel guides, black - black with grey wheel guides, chrome - black with grey wheel guides). **TABLETOP** 23 mm – chipboard with laminate (plastic lipping) or veneer (wood lipping). **OPTIONS** Soft-closing sliding door (SDI) and front with filing drawer (FF). Complete hole pattern, back in contrasting material (veneer, laminate, acrylic, fabric or with whiteboard function), letter slot, filing frame, power socket, lock (standard lock, cremone bolt, combination lock or prepared for padlock). **ACCESSORIES** Wooden shelf with reinforcements, metal shelf, lateral shelf, local storage (two drawers), post rack, cable management net, pop-up power socket, cassette for forms, binder bookends, filing drawer, filing basket, tabletop storage, suspension files, re:fill drawer, plastic drawer, clothes hook.

**SCALE** 1:100. **UNIT** mm. **DESIGN** Stefan Brodbeck, Brodbeck Design.





WORKSPACE SOLUTIONS

[kinnarps.com](http://kinnarps.com)